




*City of Canyon Lake Police Department
Annual Report*




INDEX

1. General History and Contract Information.....Pages 2 – 6
2. Crime Statistics and Enforcement..... Pages 7 - 18
3. Police Department Performance and Accomplishments.... Pages19
- 24
4. Special Programs..... Pages 25 - 30



City of Canyon Lake Police Department Annual Report



FORWARD


Riverside County was created from portions of San Bernardino and San Diego counties on May 9, 1893. In the early history of the County, the Sheriff's Office was a one-man operation. Today, the Sheriff is responsible for 7,310 square miles, spreading over 200 miles in length. Vast changes have occurred in Riverside County since its inception, the population has increased from 13,745 in 1893, to just under 2 million as of January 1, 2006, ranking it fifth in population among California's counties.

The one-man Sheriff's Office of yesteryear has also seen dramatic growth. Today, the Department includes nearly 4000 employees. The Riverside County Sheriff's Department is now the third largest sheriff's department in California. The Sheriff's Department is responsible for municipal police duties in 13 of the county's 24 incorporated cities.

The Riverside County Sheriff's Department is a leader in progressive and responsive law enforcement services in our multicultural community. The purpose of this report is to provide information to the city council, city staff and citizens of Canyon Lake regarding the performance of the Canyon Lake Police Department between January 1, 2006 and December 31, 2006. A second reason for this report is to familiarize the community to all the services provided by the Riverside County Sheriff's Department.



City of Canyon Lake Police Department Annual Report




BACKGROUND


Following the incorporation of the city in 1990, Canyon Lake contracted for law enforcement services from the City of Perris. The Riverside County Sheriff's Department began providing law enforcement to the City of Canyon Lake on April 11, 1996. The contract for services was formalized beginning on July 1, 1996.

There are many reasons people have decided to make Canyon Lake their home. One significant reason residents of Canyon Lake chose to make this community their home is Canyon Lake's safe, family oriented atmosphere. Canyon Lake has been listed as one of the safest communities in which to live in Riverside County. The Canyon Lake Police Department continues to support the residents of Canyon Lake in their effort to keep the peace and suppress crime.

The Canyon Lake Police Department recognizes the guidance and direction provided by members of the City Council, the Public Safety Committee and City Manager. The police department is also grateful for the continued support, and good working relationship with the Canyon Lake Property Owner's Association and Allied-Barton Community Patrol.



*City of Canyon Lake Police Department
Annual Report*



The contractual agreement called for the Sheriff's Department to provide the following law enforcement services:

A Sheriff's Department Captain to act as Police Chief


24 hours of supported daily patrol services

1 full-time Community Oriented Policing Officer (COP)

Administrative, investigative, and logistical support



City of Canyon Lake Police Department Annual Report



CONTRACT PERFORMANCE

The agreement between the City of Canyon Lake and the County of Riverside defines the scope of the services to be provided.

The County agrees, through the Sheriff thereof, to provide, municipal police protection within the corporate limits of the city to extent and in the manner hereinafter set forth. The services shall encompass duties and functions of the type falling under the jurisdiction of and customarily rendered by a police department of the city under State statutes. Such services shall include the enforcement of State statutes and the City codes and ordinances. Services shall also include traffic enforcement and related services to the extent possible given the size of the force provided for in the agreement. County agrees to provide all investigative support necessary to complete criminal investigations conducted hereunder.

Uniformed officers who comprise the patrol component of the Canyon Lake Police Department provide public protection. The Canyon Lake agreement requires the Sheriff to provide an average of 24 hours of patrol per day.

In addition to the patrol officer, a Community Oriented Police Officer performs his duties and responsibilities in the city 40 hours per week.



*City of Canyon Lake Police Department
Annual Report*



COMMUNITY PROJECTS

Fiesta Day

Easter Celebration

Parade of Frights

July 4th Celebration

Santa Claus Toys for the disadvantaged

Oktoberfest

Memorial Day Parade

Neighborhood Watch Program

Disaster/Emergency Preparedness

Taco Tuesday

Mounted Patrol for events

Bicycle Patrol of the community


Concerts within the community

Avoid the 30 Impaired Driver Program

Canyon Lake Explorer Post #315



*City of Canyon Lake Police Department
Annual Report*



CRIME STATS AND ENFORCEMENT ACTIVITY

Statistics related to reported crimes and enforcement activity are compiled from several sources. The Riverside County Sheriff's Department uses a Computer Aided Dispatch (CAD) system, which collects and stores information regarding calls for service and patrol activity. Information from criminal reports and traffic citations are collected and stored by the Sheriff's Department Records Management System (RMS).

The following tables depict reported criminal activity from 2005 and compare it to 2006. The reported activity is broken down by category and type of crime. Those crimes where people are physically victimized (e.g., rape, robbery, and murder) are referred to as "crimes against persons." Department statistics regarding crimes against persons showed a decrease in rapes and felony assaults, and an increase in robberies. In sum, all crimes against persons decreased by 25 percent. The two reported rapes can be categorized as "date rapes." One of the two reported robberies was committed by acquaintances of the victim. The other robbery was an attempt at the motel by a suspect that had targeted other motels in the area. Of the 20 felony assaults, 19 were domestic violence.


Dramatic increases and decreases in crime rates tend to cause concern and need to be explained. Because Canyon Lake experiences so few crimes against persons in any given year, any change up or down will reflect a dramatic rate change.

Crimes Against Persons:

<i>CRIME</i>	2005	2006	% CHANGE
Homicide	0	0	0%
Rape	6	2	- 67%
Robbery	1	2	+ 100%
Felony Assault	25	20	- 20%
<i>TOTAL PERSONS</i>	32	24	- 25%



*City of Canyon Lake Police Department
Annual Report*



Criminal activity where property is stolen or damaged is referred to as “property crimes.” During this past year, each category of property crimes, with the exception of arson and grand theft, realized a decrease.

Vehicular burglaries and identity theft are included in the grand theft category for the purposes of reporting. Of the 84 reported incidents of grand theft, it is our experience that roughly half were investigations of identity theft or fraud, which is an increasing crime trend throughout the state, country and world. Of the 41 reported auto thefts, 10 were golf carts, 4 were motorcycles and 2 occurred outside the gated community. Twenty-five thefts of cars or pick-ups took place inside the community. One of the reported arsons was related to a domestic dispute and the other can be categorized as “juvenile mischief.”

Crimes Against Property:

<i>CRIME</i>	2005	2006	% CHANGE
Burglary of Buildings	44	38	- 13%
Grand Theft	67	84	+ 25%
Auto Theft	44	41	- 7%
Arson	1	2	+ 100%
<i>TOTAL PROPERTY</i>	156	165	+ 6%



*City of Canyon Lake Police Department
Annual Report*



The following table depicts misdemeanor activity from 2005 and compares it to the same reported activity during 2006. Overall misdemeanor crimes decreased a total of eight percent for the year. Petty theft, vandalism and public intoxication experienced no significant changes, whereas disturbing the peace and driving under the influence experienced notable decreases.


This significant reduction in DUI arrests can be attributed to a decrease in special programs related to DUI enforcement. One factor was a decrease in our participation in Avoid the 30. Another was the DUI checkpoint the department ran in November, which was set up to inspect one direction of Railroad Canyon. The previous year, the checkpoint covered both directions of Railroad Canyon. In 2005 the checkpoint and Avoid the 30 participation netted 26 DUI arrests.

Misdemeanor Crimes:

<i>CRIME</i>	2005	2006	% <i>CHANGE</i>
Disturbing the Peace	349	310	- 11%
Petty Theft	50	55	+ 10%
Vandalism and Graffiti	47	44	- 6%
Minor Assault	33	33	0%
Public Intoxication	17	16	- 6%
Driving Under the Influence	46	25	- 46%
<i>Total Misdemeanor Offense</i>	525	483	- 8%



*City of Canyon Lake Police Department
Annual Report*



The following table depicts arrest activity from 2005 and compares it to the same reported activity during 2006.

Arrests:

<i>Incident</i>	2005	2006	% CHANGE
Misdemeanor Arrest	119	126	+ 6%
Felony Arrests	72	82	+ 14%
<i>Total Arrests:</i>	191	208	+ 9%

The following table depicts a synopsis of all criminal investigation and traffic investigations activity from 2005 and compares it to the same reported activity during 2006.


Synopsis:

<i>Calls for Service</i>	2005	2006	% CHANGE
Total Activity	3,873	5427	+ 40 %

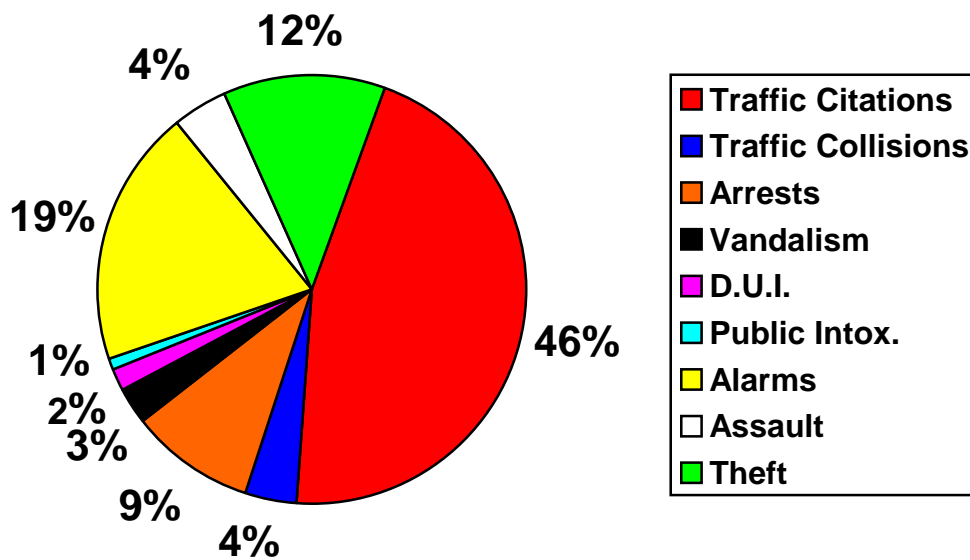
The dramatic increase can be attributed to two factors. First, deputies generated 1,172 “area check” files this year compared to 308 last year. These files were produced in order to document our response to requests from residents for extra patrol at specific locations within the city. Second, deputies issued 481 more traffic citations than the previous year.



*City of Canyon Lake Police Department
Annual Report*



The following chart displays the most common matters handled by police throughout the year. This chart does not display the actual time dedicated to each matter, nor does it display police response to non-criminal matters.




Traffic Citations	712
Alarms	304
Theft	193
Arrests	142
Assaults	61
Traffic Collisions	61
Vandalism	44
Driving Under the Influence	25
Public Intoxication	16

The table above shows the most frequent police matters handled throughout the year in descending order.



City of Canyon Lake Police Department Annual Report



RESPONSE TIME PERFORMANCE

One of the key tools in law enforcement for determining appropriate staffing levels and resource utilization is response time statistics. Response time refers to the time required for a patrol unit to arrive at the scene of a call for service. Clearly, the single most important response is that related to “in progress” life threatening incidents. This type of call is referred to as a “Priority 1” call. “Priority 2” calls are slightly less severe in nature, and “Priority 3” calls are more routine in nature. “Priority 4” calls refer to past incidents that may be handled by phone or delayed response.

There are three separate times that are tracked for each type of call. These numbers are “delay time,” “response time,” and “total time.” The delay time represents the number of minutes that elapsed from the dispatcher receiving the call to a patrol unit being dispatched. Response time is the number of minutes it took the patrol unit to arrive at the location after receiving the call. Total time is the combined delay and response times.

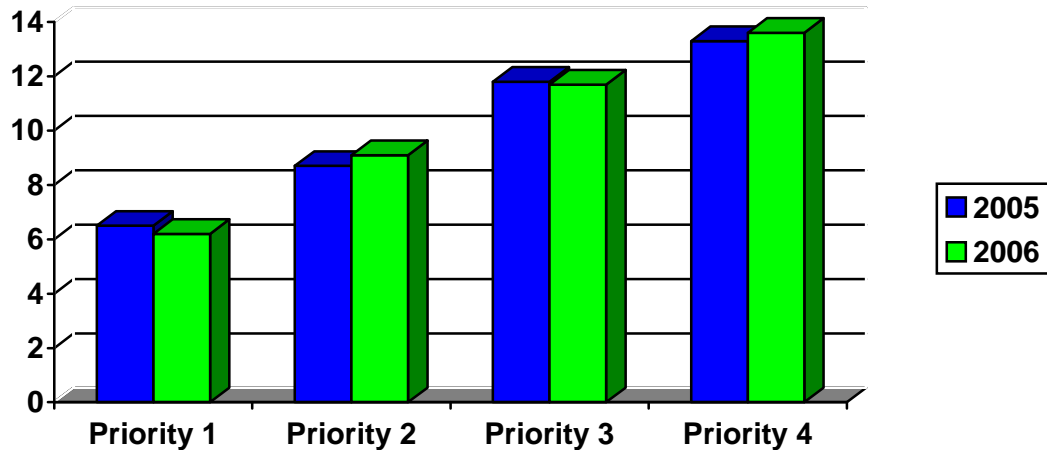
The following table depicts the response time to “Priority 1,” “Priority 2,” “Priority 3” and “Priority 4” incidents within Canyon Lake during years 2005 and 2006.



City of Canyon Lake Police Department Annual Report




Average Response Times (in minutes)



Over a one-year period the average response times for priority 1 calls has decreased by 20 seconds to 6.2 minutes. The average response time for priority 2 calls increased by 24 seconds to 9.1 minutes. The average response time for priority 3 calls decreased 6 seconds to 11.7 minutes. Over this same period, priority 4 calls average response times have increased by 20 seconds to 13.6 minutes. In total, response times for 2006 increased an average of 11.8 seconds from 2005. As with any law enforcement agency, staffing levels, increased calls for service and other factors may effect response times.



*City of Canyon Lake Police Department
Annual Report*



TRAFFIC ENFORCEMENT

The City of Canyon Lake has limited dedicated traffic enforcement. Because of this, traffic enforcement is the responsibility of officers assigned to patrol. The city has few roadways subject to traffic enforcement due to private dedication of the roadways within the gated portion of the community. Offenses listed in the vehicle code as enforceable on private roads, such as driving under the influence, and school bus violations are enforced on the private roadways.


Three different categories of traffic citations are reported below. They are “hazardous,” (which generally pertain to moving violations), “non-hazardous,” (equipment violations) and “parking.”

The table below reflects citation activity from 2005 and compares it to the same reported activity during 2006.

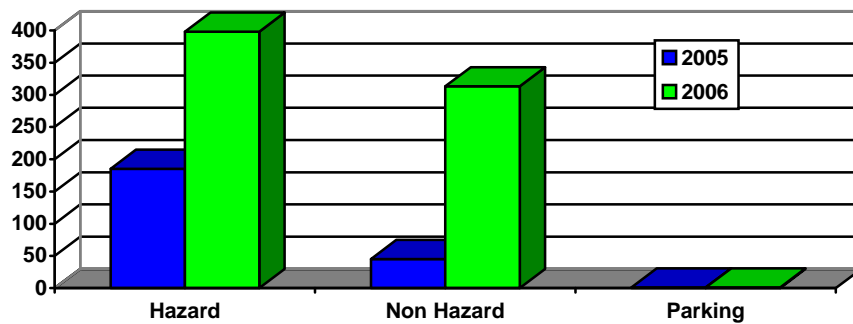
INCIDENT	2005	2006	% CHANGE
Hazard Citations	185	398	+ 115%
Non-Hazard Cites	45	313	+ 595%
Parking Citations	1	1	0%
Total	231	712	+208%



City of Canyon Lake Police Department Annual Report



Citation Activity:




The chart above reflects citation activity from 2005 and compares it to the same reported activity during 2006.

Traffic enforcement during 2006 was supplemented through the expenditure of grant funds. This allowed for additional radar enforcement and driving safety checkpoints. The additional radar enforcement included four motor officers who patrolled during the morning and evening hours and cited drivers for excess speed. This additional patrol is reflected in the higher incidents of hazardous and non-hazardous citations.



City of Canyon Lake Police Department Annual Report



TRAFFIC COLLISIONS

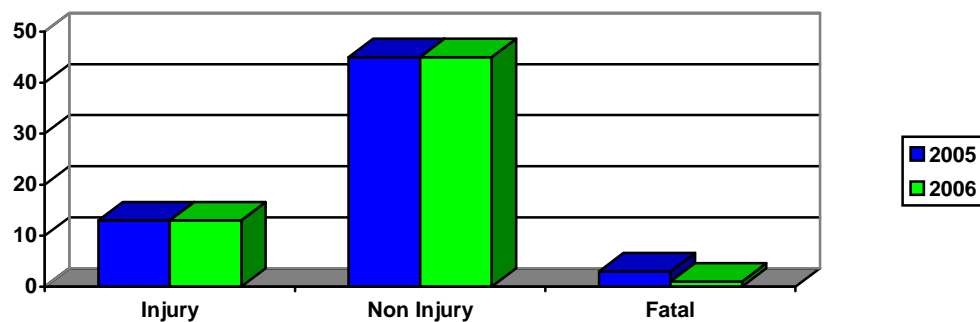
The Canyon Lake Police Department responds to and handles traffic collisions occurring within the city limits. Officers handle injury and non-injury collisions inside the gated community regardless of the private property status. Officers have the added responsibility of investigating boating accidents.


The table below reflects traffic accident activity from 2005 and compares this information to the same reported activity during 2006.

Collision Investigations

Collision Type	2005	2006	% CHANGE
Injury	13	13	0%
Non-Injury	45	45	0%
Fatal	3	1	- 67%
TOTALS	61	59	- 3%

The following chart displays the annual totals for injury, non-injury, and fatal traffic collisions within the City of Canyon Lake.





City of Canyon Lake Police Department Annual Report



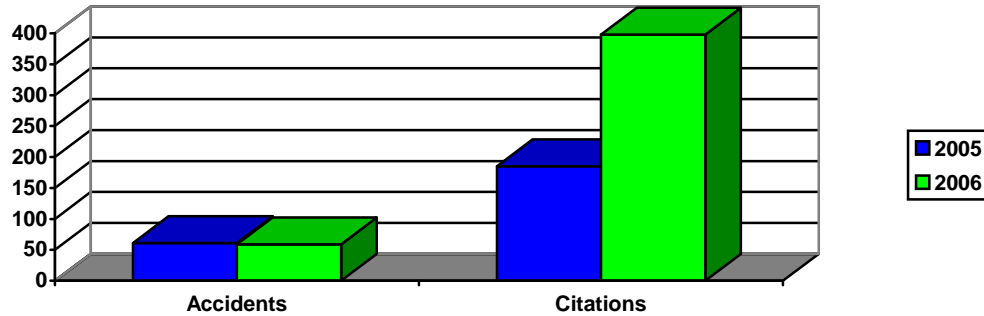

IMPACT OF TRAFFIC ENFORCEMENT PROGRAMS

The Canyon Lake Police Department uses several means of traffic control to ensure public safety and the smooth flow of traffic upon the roadway. These methods include the use of radar by patrol officers, the placement of a speed indicator radar trailer, and four “Fortel” speed indicator signs placed on various roadways throughout Canyon Lake. Additionally, the Canyon Lake Police Department conducted one driver safety checkpoint last year. In addition to standard patrol deployment, “Avoid the 30” grant funds were used to supplement the enforcement of driving under the influence.

During this year, the number of injury and non-injury traffic collisions upon all roadways did not change. One collision resulted in a fatality. These statistics indicate that the current traffic control program has been effective in reducing speeds of vehicles traveling primarily through the Railroad Canyon portion of the city due to the fact the amount of traffic is increasing. The chart below indicates the correlation between enforcement and accidents. Although enforcement increased, the number of collisions did not change.



*City of Canyon Lake Police Department
Annual Report*



PATROL ACTIVITY

Officers assigned to Canyon Lake are selected for their ability to provide professional public service while providing proactive community based police services. Officers are expected to record the level of self initiated activity during each shift. This proactive patrol results in self-initiated activity such as pedestrian, vehicle, business, and area checks. Statistics for these activities are displayed in the following table.¹

<i>Activity</i>	<i>Annual Totals</i>	
	<i>2005</i>	<i>2006</i>
Pedestrian Check	256	257
Vehicle Check	1422	758
Business Check	932	710
Area Check	308	1427
Totals:	2877	3152

¹ These statistics do not include proactive activity by officers supplementing patrol through the expenditure of state grant funds.



City of Canyon Lake Police Department Annual Report




FINANCIAL PERFORMANCE

The total city budget for law enforcement in FY 2005/2006 was \$1,211,700. The city budget for law enforcement for FY 2006/2007 was \$1,274,700. The primary reason for this budget increase was due to an increase in contract costs from the Riverside County Sheriff's Department.

The City of Canyon Lake, the Canyon Lake Police Department, and the Riverside County Sheriff's Grant Unit continue to seek grants for a variety of projects. The police department has been successful in obtaining funds from the California Office of Criminal Justice Planning for supplemental funding of several law enforcement programs. These funds, known as "CAL-COPS," provide the community with bicycle patrol, mounted patrol, D.U.I. enforcement, marine patrol and other high-visibility programs. The funds are also used to supplement city staffing during large community events. Additional funds were obtained from the Air Quality Management District "AQMD" for non-motorized patrol activities.



City of Canyon Lake Police Department Annual Report



IMPACT OF COMMUNITY ORIENTED POLICING

Theories regarding what constitutes good law enforcement have gone through a revision during the past decade. From 1960 through 1990, good law enforcement was judged according to high arrest rates and the compilation of statistics showing high activity. This theory proved ineffective in the long-term suppression of crime. It also led to an alienation of law enforcement from the public.

During the 1990s, law enforcement took a new direction. Law enforcement reached out to other government agencies, organizations and civic groups in a determined effort to combat crime and reduce recidivism. This cooperation to control criminal activity became known as Community Oriented Policing (COP). Strong emphasis was placed on crime prevention through a community effort. The success of this type of program is judged by an overall reduction of criminal behavior in the community. The City of Canyon Lake is a strong proponent of the COP program.

In addition to those COP programs in place, the Canyon Lake Police Department has continued this program designed to identify and resolve public



City of Canyon Lake Police Department Annual Report



nuisance issues. Once recognized, the nuisances are addressed through civil processes and criminal prosecution.

ACCOMPLISHMENTS


The accomplishments of the Canyon Lake Police Department since the inception of the contract with the Riverside County Sheriff's Department continue to be significant. The department selects officers to serve in the City of Canyon Lake who have the desire, temperament and skill to best serve the citizens of the community. This results in the highest quality of officers who are sensitive to the unique needs of the citizens. Residents of Canyon Lake continue to express a sense of security and satisfaction with the Canyon Lake Police Department.

The police department, through the community based policing program, has established an enhanced tracking of crimes associated with young adults and juveniles. Additionally, the department has diligently worked hard to establish a close working relationship with the general public through public forum, articles in the Friday Flyer newspaper and by distributing publications at public events.

The police department is committed to public safety upon the roadways. Toward this end, a multi-functional radar trailer has been placed upon public and private roadways within the community in an effort to control and monitor



City of Canyon Lake Police Department Annual Report



traffic flow. In addition to the radar trailer, the City of Canyon Lake purchased two additional traffic-calming devices, which were installed on Railroad Canyon Road. The result has been a success and the police department has received many positive comments.

This past summer, the police department embarked on extensive crime prevention and public safety programs designed to ensure public safety on the roadways, in public parks and on the waterways. These programs involved the deployment of bike patrol, mounted patrol, marine patrol and traffic enforcement (D.U.I.) officers. The program was very effective in reducing criminal activity in general and maintaining a family atmosphere at public beaches and on the waterways.


The majority of enhanced patrol within the City of Canyon Lake was financed through State and Federal grants. The police department has written a variety of grants to obtain law enforcement funding from State and Federal sources. From 1996 to 1999, the annual grant funding received from State and Federal sources was \$52,000. During fiscal year 2003/2004, the State of California enacted legislation, which allowed additional grant funds to be distributed to cities. As a result of the legislation, the City of Canyon Lake received approximately \$114,000 in law enforcement grant funds. These funds have been used to supplement patrol.

The police department has worked closely with the City Public Safety Committee, City Council and the City Manager to create and enforce ordinances designed to enhance the quality of life for Canyon Lake residents.

The Canyon Lake Police Department Citizen Volunteer program began in January of 1999. These trained volunteers work closely with department personnel and the public. These volunteers perform logistical, clerical and specialized duties. These specialized duties include: staffing the storefront office, crime analysis, traffic control, coordinating special events, and maintaining and deploying specialized equipment.



City of Canyon Lake Police Department Annual Report



The volunteers are required to donate 10 hours of community service per month. The average service per volunteer has been 11 hours of service per month. This equates to over 200 hours of public service per year for the two Canyon Lake volunteers.

The police department continues to enjoy a close working relationship with City Code Enforcement, the Property Owner's Association, Allied-Barton Community Patrol and Animal Friends of the Valley. This integrated system of law enforcement has been extremely effective in providing public service to the community. Moreover, the Canyon Lake Police Department is dedicated in its continuing efforts to provide the citizens of Canyon Lake with the highest quality professional law enforcement services available.

During this past year, the Canyon Lake Police Department responded to numerous calls for service for various forms of assaults, public intoxication, major disturbances and driving under the influence within the community of Canyon Lake. The City of Canyon Lake, and the Canyon Lake Police Department, in conjunction with personnel from Alcohol Beverage Control, continue to work aggressively to protect the health and safety of the community. These actions include increased business checks during patrol hours, safety/sobriety checkpoints, additional high visibility patrols during peak holiday weekends and participation in the county wide "Avoid the 30" DUI patrols.



City of Canyon Lake Police Department Annual Report




GOALS FOR 2007

The Canyon Lake Police Department has improved in many areas over the past year and will strive for some obtainable goals to benefit the community and improve our service to the City of Canyon Lake.

- The rate of traffic collisions remained the same this past year. Based on the correlation between alcohol and injury traffic collisions, we will continue to provide aggressive traffic enforcement, community education, and higher police visibility as we strive to reduce the number of alcohol related collisions inside and outside of the gated community.
- Underage drinking and unsupervised parties tend to lead to criminal activity such as large fights and date rapes. The Canyon Lake Police Department, using grant funds, will assign a second patrol officer on Friday and Saturday nights in accordance with available funds. This extra patrol will target alcohol related crimes such as underage drinking, fighting, and driving under the influence.
- Continue to expand the established Explorer Post program in Canyon Lake. The participants have gained insight and exposure to the law



City of Canyon Lake Police Department Annual Report



enforcement career field. Explorers engage in a variety of activities emphasizing community service and leadership development. In addition, the program teaches goal setting, public speaking skills, and responsibility.



MEGAN'S LAW INFORMATION & SEX OFFENDER MAP FOR RIVERSIDE COUNTY

History


The California State Legislature signed California's version of Megan's Law into effect on September 25, 1996. This law was implemented to allow potential victims to protect themselves and allow parents to protect their children.

Sex Offender Database – (Accessible at all patrol stations)

A valid California driver's license or identification is required to view the sex offender database. The database search results include name, physical description (*hair color, eye color, weight, height, etc.*), zip code, and photo



City of Canyon Lake Police Department Annual Report



* only. * No street name, or specific location (other than zip code) is given, per California law.

Locally, the sex offender database may be viewed at Riverside County Sheriff's Department stations including the Perris Station located at 403 East 4th Street, City of Perris, CA 92570, Telephone (951) 940-6200. Please call the contact telephone number listed, to make an appointment.

Sex Offender Map – (Online at the following website)

www.megan'slaw.ca.gov


The purpose of the Sex Offender Location Map information is to allow members of the public to protect themselves and their children from sex offenders. Basic information a viewer of this website will be able to obtain are photographs and addresses of subjects based on the classification of the subject's sex offenses. Along with photographs and addresses, a list of the crimes for which the subject was convicted of and an explanation of these crimes can be further researched within the website.

Locations shown are for offenders classified as serious or high risk. Misdemeanor sex offenses are not listed on this site. Additionally, if the victim is related to the offender, the information and address concerning the offender will not be listed. This section is for the protection of the victim.

It is illegal to use information obtained through this website to commit a crime against a registered sex offender or to engage in discrimination or harassment against a registered sex offender. A person is authorized to use this information



*City of Canyon Lake Police Department
Annual Report*



only to protect him/herself or a child who may be at risk.

TECHNOLOGY


CAL-ID REGIONAL PROGRAM

The Cities and County government agencies of both Riverside and San Bernardino joined together in 1985 to obtain grant funding from the State of California to purchase a regional Automated Fingerprint Identification System (AFIS). The computer system is commonly referred to as CAL-ID. There are six Regional CAL-ID Offices throughout the State of California mirroring the Riverside/San Bernardino program. Although the Counties of Riverside and San Bernardino work in concert to fund and operate the regional AFIS system, each county operates its own independent office. Riverside CAL-ID provides services to each city and the unincorporated areas of Riverside County.

The CAL-ID system provides timely identification of suspects in criminal investigations by maintaining a fingerprint database of all subjects fingerprinted within the Counties of Riverside and San Bernardino. Individual identifications can be made to ensure the arrest and prosecution of criminal offenders. Crime scene fingerprints (i.e., latent prints) can also be searched against this database to identify those engaging in criminal conduct. Thus, providing a valuable service to the police agencies in both counties.



City of Canyon Lake Police Department Annual Report



In 1990, CAL-ID expanded its regional efforts by establishing a regional DNA laboratory located at the San Bernardino facility. In 1998, Riverside CAL-ID developed the first countywide photo imaging system with the capacity to maintain one million booking/arrestee photographs.

Whereas, agency assessments and penalty assessments fund CAL-ID, member agencies have the right of participation. The benefits of participating in the CAL-ID system far outweigh the cost associated with operating these independent systems. This cooperative effort provides all members access to the same level of expertise and technology, which may otherwise not be affordable by any one agency.

RECORDS MANAGEMENT SYSTEM (RMS)

The Tiburon Records Management System (RMS) was implemented in February 1999. Along with interacting with the Computer Aided Dispatch (CAD) system to receive initial incident data, the RMS also has the following baseline components:

- Incident System
- Alpha System
- Location System
- Inquiries
- Property Management System
- Special Flags
- Warrants

The RMS maintains the data on all written reports and on original CAD data. The system provides local statistical reports and produces the required Uniform Crime Report (UCR) state reports.

JAIL INFORMATION MANAGEMENT SYSTEM (JIMS)



City of Canyon Lake Police Department Annual Report



The Jail Information Management System (JIMS) currently used by the Sheriff's Department was implemented for the opening of the Robert Presley Detention Center in September 1989. The development of the JIMS began in February 1986 from an application template created by the County of Sonoma. After a License Agreement acquisition of their jail module, the system was tailored to meet the needs of the Riverside County Sheriff's Department Corrections Bureau and developed into the JIMS we have today. It has been in continuous use for 20 years. The JIMS application operates on a Wang platform, utilizing both hardware and software from this manufacturer. Wang has notified the Sheriff's Department that it will discontinue manufacturing computer hardware, and will not support the mainframe that runs JIMS after 2007.


The Sheriff's Department is currently in the process of migrating the application software from the Wang platform to the County Standard Platform of HP servers. The Sheriff's Department's intent is to have the Wang COBOL application programs converted to a language that can be supported by the HP servers. The migrated software will maintain the current functionality at this time.

COMPUTER AIDED DISPATCH (CAD) SYSTEM

The current CAD system is now 18 years old. The data from a 911 call is automatically transferred to the CAD system. Dispatchers are then able to use the system to dispatch units and to obtain a status on the call. Through the same workstations, dispatchers are also able to obtain state and local criminal history to provide to the officers. The Sheriff's Department recently completed a re-hosting of the application. This re-hosting produced a more user-friendly CAD system that can be operated from Windows workstations. The re-hosting allows our system to unite the county's law enforcement and emergency dispatch systems, allowing them to communicate directly with each other and having greater compatibility.



City of Canyon Lake Police Department Annual Report



DATA WAREHOUSE

Three years ago, the Riverside County Sheriff's Department began developing a data warehouse. The data warehouse currently contains data from RMS, CAD, and JIMS. The data warehouse utilizes an ORACLE database and is designed to be a more efficient and user-friendly method to obtain information. Future development will include the addition of suspect photos and access to other law enforcement agency data.

HOMELAND DEFENSE


The Perris Station Commander receives daily Homeland Defense briefing updates. The Special Investigations Bureau of the Riverside County Sheriff's Department, receives reports from the:

California Anti Terrorism Information Center, California Department of Justice.


Threat levels are posted daily via the Homeland Security Advisory System.

A typical Homeland Defense briefing provides some of the following information:

- Information on current terrorism activity
- Terrorism BOLO (be on the lookout) alerts to
 - Allied Law Enforcement
 - FBI/Federal Government
- California activity



*City of Canyon Lake Police Department
Annual Report*



- National activity
- International activity
- Terrorism research resources
- Up-coming dates of interest